
















-  **M3**
Truck
-  **M3S2**
Semi Trailer
-  **M3-3**
Full Trailer

- County Roads/
Road Restrictions**
-  5 Ton
 -  7 Ton
 -  9 Ton
 -  10 Ton
- Roads**
-  FREEWAY
 -  MNDOT HIGHWAY

2020 Spring Load and Bridge Restrictions

Anoka County

WEIGHT LIMIT	WEIGHT LIMIT
 36T	 26T
 40T	 40T
 40T	 40T

Br. 02519 Br. 03310

-  COUNTY ROAD
-  CSAH
-  STATE HIGHWAY
-  US HIGHWAY
-  INTERSTATE

BRIDGE RESTRICTIONS IN EFFECT 365 DAYS/YEAR

SPRING LOAD RESTRICTIONS

START DATE = PENDING

Prepared by Anoka County Highway Department

This is a compilation of records as they appear in the Anoka County files serving the map shown. The drawing is to be used only for reference purposes and the County is not responsible for any inaccuracies herein contained.