

# Top Community Concerns 2018

## Findings from a survey about the health of Anoka County residents




This survey, conducted by Anoka County Public Health and Environmental Services every five years, informs public health programs and services provided by the County. This year the County partnered with Allina Health–Mercy Hospital and will work with them to use the survey findings to help improve the health of Anoka County residents.

**Income** Low-income respondents have different community concerns compared with moderate/high-income respondents.

Moderate/high-income respondents are concerned about:


-  unhealthy eating
-  lack of physical activity or exercise
-  obesity

Low-income respondents are concerned about:



-   affordability of health care and dental services
-  smoking

**Age** Many community concerns are shared across age, however, there are some differences.

Young respondents are concerned about:

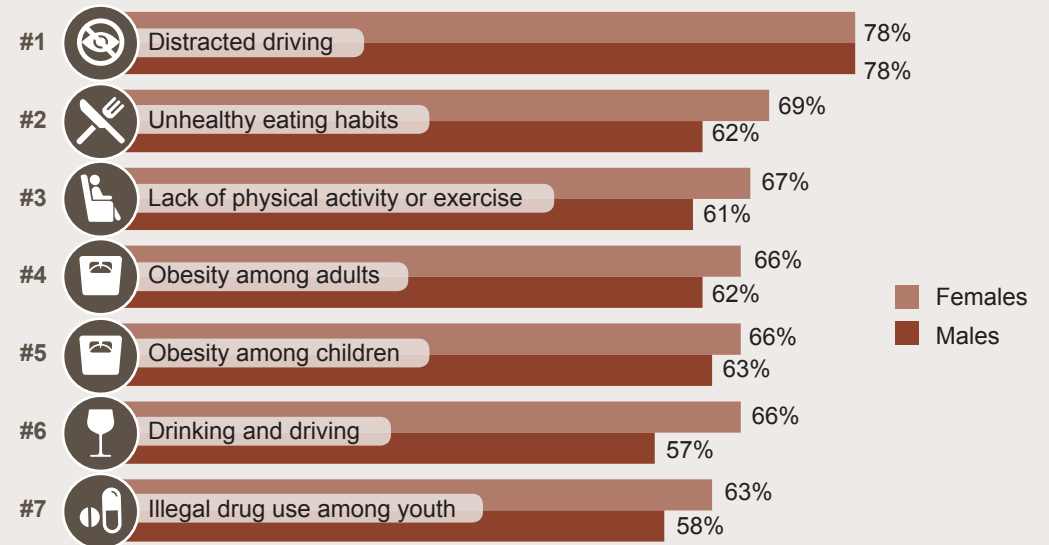
-  mental health problems

Older respondents are concerned about:

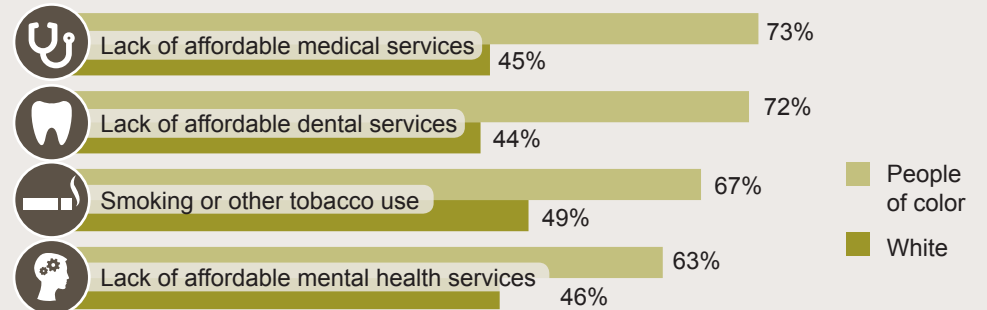
-   drinking and driving and illegal drug use

The survey was conducted in September and October 2018 and was funded by the Minnesota Department of Health's Statewide Health Improvement Partnership (SHIP). The survey was conducted by mail with a web option. A total of 4,000 people were invited to participate and 857 completed the survey for a response rate of 21.8 percent. Survey data were adjusted using statistical weighting procedures to ensure that the data are representative of all residents of Anoka County.

**Male and female** respondents have concerns about similar topics.



**Race** People of color tend to be more concerned with affordability of medical and dental services and smoking compared with their white counterparts.



# Top community concerns

by demographic groups (N=837)

From a list of 51 potential community concerns, respondents were asked to indicate whether they felt each is a concern for their community.

Distracted driving is the #1 community concern across all demographic groups.
























































































-  Lack of affordable medical services
-  Lack of affordable dental services
-  Mental health problems among youth/adults
-  Smoking or other tobacco use
-  Drinking and driving
-  Illegal drug use among youth/adults
-  Obesity among youth/adults
-  Lack of physical activity or exercise
-  Unhealthy eating habits
-  Distracted driving

For more information about this report, contact Anna Granas at Wilder Research, 651-280-2701. For access to other reports, visit <https://www.anokacounty.us/522/Public-Health-and-Environmental-Services>

Authors: Anna Granas and Amanda Petersen, Wilder Research



**Anoka County**  
HUMAN SERVICES DIVISION  
Public Health & Environmental Services

	#1 concern	#2 concern	#3 concern	#4 concern	#5 concern
<b>Overall</b>	78% 	65% 	64%                	61% 	60%    
<b>Race</b>					
People of color	76% 	73% 	72% 	67% 	64%    
White respondents	79% 	65% 	64%       	62% 	59%    
<b>Age</b>					
Age 18-44	79% 	73% 	69% 	66%    	65%    
Age 45-64	80% 	67% 	64%    	63%       	61% 
Age 65+	74% 	61% 	59% 	58%          	57%    
<b>Education level</b>					
High school diploma/GED or less	76% 	59% 	58% 	57%    	56%    
Some college or associate degree	75% 	64%       	63% 	62%       	59%    
Bachelor's degree or higher	82% 	70% 	69% 	68%    	66%    
<b>Poverty status*</b>					
Living at or below 200% FPL	75% 	67% 	65% 	60% 	59%       
Living above 200% FPL	79% 	67% 	66% 	65%    	64%    

\* Federal poverty level (FPL) is about \$50,200 in 2018 for a family of 4.